

Creating your email account in Mozilla Thunderbird 3

This guide will take you through the steps to set up your EuroFastHost hosted email account in Thunderbird. If you just need the details for your email account, please read below. Remember to replace <yourdomain.com> with *your* domain (your website address without the www part).

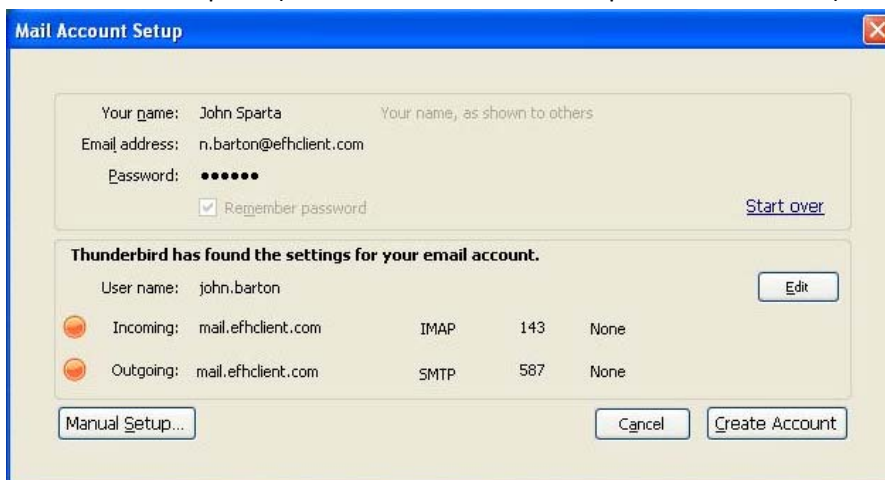
- Your Name: Your Name
- Email Address: yourname@yourdomain.com
- Incoming Server: mail.yourdomain.com
- Outgoing Server: mail.yourdomain.com
- Requires SMTP authentication



1. Start Thunderbird and select the option to not import anything if it's the first time you've run Thunderbird.

2. Fill in your name, email address and the password for your email account. Click Continue.



3. Thunderbird will then attempt to find the settings required for your email account. You can either wait for it to complete (it will take a while and setup an IMAP account) or click Stop.



Thunderbird has found the settings for your email account.				
User name:	john.barton			<input type="button" value="Edit"/>
 Incoming:	mail.efhclient.com	IMAP	143	None
 Outgoing:	mail.efhclient.com	SMTP	587	None

4. If you click Stop, click where it says *IMAP* and change it to *POP*. Then click the button that says *Manual Setup*.



5. On the first page (*Server Settings*), change the *Server Name* to **mail.yourdomain.com** (in this case, my email is @efhclient.com, so its mail.efhclient.com) and the *Port* to **110**. Update the *username* to include your full email address and change the *Connection Security* to **None** .

6. Once complete, use the navigation on the left hand side to go to *Outgoing Server (SMTP)*. On this page find the existing Outgoing Server and click *Edit*.

7. Change the *Port* to **25** and make sure that *Username and password* is ticked. Enter your full email address in the *User Name* and click OK.



8. Click OK to exit and select Get Mail from the top left corner. If prompted, enter your password and select the option to *Use Password Manager to Remember Password*.

9. You're done!

If you have any trouble creating your email account, please feel free to contact us at support@eurofasthost.com or telephone 02380 249 823